

Pattern Overview



JDC Line 500
JDC Line 1000



Software Version x.0.0
Rev. 20201209 PRELIMINARY



Document History

Revision Version	Notes
20201209	First Version

GLP® JDCLine 500 / 1000 Pattern Overview – Revision 20201209

This document covers fixture software version V. x.0.0

© 2019 German Light Products GmbH. All rights reserved.

The marks 'GLP' and 'German Light Products' are trademarks registered as the property of German Light Products GmbH in Germany, in the United States of America and in other countries.

The information contained in this document is subject to change without notice. German Light Products GmbH and all affiliated companies disclaim liability for any injury, damage, direct or indirect loss, consequential or economic loss or any other loss occasioned by the use of, inability to use or reliance on the information contained in this document.

Manufacturer's head office:
German Light Products GmbH (GLP),
Industriestrasse 2, 76307 Karlsbad, Germany
Tel (Germany): +49 7248 92719 – 0

Service & Support EMEA:
GLP, Industriestrasse 2,
76307 Karlsbad, Germany
Tel. (Germany): +49 7248 9271955
Email: support@glp.de
www.glp.de

Service & Support USA:
GLP USA, 1145 Arroyo St., Ste. A,
91340 San Fernando, California
Tel (USA): +1 818 767 8899
Support (US): info@germanlightproducts.com
www.germanlightproducts.com

I. Dynamic Pattern Sequences – Introduction

Different FX Pattern sequences are available for RGB or White control. Each pattern is a sequence of multiple pattern steps which can be selected step by step (Pattern Step) or which can be run continuously with variable speed and direction (Speed).

Pattern control is very similar to a gobo control in a spotlight:

- On the Pattern Select channel you can select the FX Pattern that you want to use (this is similar to selecting a gobo).
- On the Pattern Step/Speed channel you can either select a static pattern step from Step 01 to 80 by sending a DMX value from 000 to 127 (similar to control of gobo indexed angle), or you can set the pattern to run continuously and set its speed and direction by sending a DMX value from 128 to 255 (similar to control of gobo rotation).

On the Pattern Step/Speed channel, the DMX range from 000 to 127 is divided into 80 sub-ranges. If a pattern only has 10 static pattern steps, you can select only Pattern Step 0 to 10 using the first ten sub-ranges. The other sub-ranges are not used and do not call up a pattern step.

A pattern has active and inactive cells:

Active cells have full output intensity and/or narrow zoom angle. The light output of the active pattern cell is at 100%. Light from the lower layer is overwritten by the pattern output in true color (colors will not be mixed).




Inactive cells are transparent. They let the background shine through and/or they have wide zoom angle. The light output of the inactive pattern cell is “transparent”. Light from the lower layer shines through.



II. Dynamic Patterns on the JDC Line 500 and JDC Line 1000







The dynamic pattern sequences on the JDC Line 500 and JDC Line 1000 are the same. The JDC Line 500 will always perform the selected dynamic pattern on its 500 mm front lens. As the JDC Line 1000 has two times the 500 mm front lens and double the number of LEDs, it is possible to run two dynamic patterns: one pattern on each of the 500 mm front lenses. If the same pattern effects are selected on a JDC Line 500 and on both parts of a JDC Line 1000, the pattern effect will look identical on each of the three 500 mm front lenses. This lets you use the JDC Line 1000 in a very similar way to the JDC Line 500 and lets you easily combine both fixtures in the same design.

III. LED Segment – Introduction

The JDC Line LEDs are always grouped so that 5 LEDs form one 25 mm segment.

A Top RGB Segment , a Center White LED Segment  and a Bottom RGB LED Segment  are available. Depending on the DMX control mode, it is possible to individually control these segments.

The JDC Line has one pattern engine for its White LED segments  and another one for its RGB LED segments . This lets you run the same pattern in sync or different patterns individually on the RGB and on the White segments.





















-  All three LED segments are inactive and transparent
-  All three LED segments are active
-  The top and bottom RGB segments are active
The White center LED Segment is inactive
-  The top and bottom RGB segments are inactive
The White LED Segment is active
-  The top RGB and the center White LED segments are active
The bottom RGB segment is inactive
-  The bottom RGB and the center White LED segments are active
The top RGB segment is inactive

IV. Dynamic Pattern Sequences – Pattern Overview










Pattern 00

0 1 

Pattern 01

0 1	
0 2	
0 3	
0 4	
0 5	
0 6	
0 7	
0 8	
0 9	
1 0	
1 1	
1 2	
1 3	
1 4	
1 5	
1 6	
1 7	
1 8	
1 9	
2 0	

Pattern 02

0 1	
0 2	
0 3	
0 4	
0 5	
0 6	
0 7	
0 8	
0 9	

1 0	
1 1	
1 2	
1 3	
1 4	
1 5	
1 6	
1 7	
1 8	
1 9	
2 0	
2 1	
2 2	
2 3	
2 4	
2 5	
2 6	
2 7	
2 8	
2 9	
3 0	
3 1	
3 2	
3 3	
3 4	
3 5	
3 6	
3 7	
3 8	

Pattern 03

0 1	
0 2	
0 3	
0 4	
0 5	
0 6	
0 7	
0 8	
0 9	

1 0

Pattern 04

0 1	
0 2	
0 3	
0 4	
0 5	
0 6	
0 7	
0 8	
0 9	
1 0	
1 1	
1 2	
1 3	
1 4	
1 5	
1 6	

Pattern 05

0 1	
0 2	
0 3	
0 4	
0 5	
0 6	
0 7	
0 8	
0 9	
1 0	

Pattern 06

0 1	
0 2	
0 3	
0 4	
0 5	

0 6	
0 7	
0 8	
0 9	
1 0	
1 1	
1 2	
1 3	
1 4	
1 5	
1 6	
1 7	
1 8	
1 9	
2 0	

Pattern 07

0 1	
0 2	
0 3	
0 4	
0 5	
0 6	
0 7	
0 8	
0 9	
1 0	
1 1	
1 2	
1 3	
1 4	
1 5	
1 6	
1 7	
1 8	
1 9	
2 0	
2 1	
2 2	
2 3	

2 4	
2 5	
2 6	
2 7	
2 8	
2 9	
3 0	
3 1	
3 2	
3 3	
3 4	
3 5	
3 6	
3 7	
3 8	
3 9	
4 0	

Pattern 08

0 1	
0 2	
0 3	
0 4	
0 5	
0 6	
0 7	
0 8	
0 9	
1 0	
1 1	
1 2	
1 3	
1 4	
1 5	
1 6	
1 7	
1 8	
1 9	
2 0	

Pattern 09

0 1	
0 2	
0 3	
0 4	
0 5	
0 6	
0 7	
0 8	
0 9	
1 0	
1 1	

Pattern 10

0 1	
0 2	
0 3	
0 4	
0 5	
0 6	
0 7	
0 8	
0 9	
1 0	
1 1	
1 2	
1 3	
1 4	
1 5	
1 6	
1 7	
1 8	
1 9	
2 0	

Pattern 11

1 8	
1 9	
2 0	
2 1	
2 2	
2 3	
2 4	
2 5	
2 6	
2 7	
2 8	
2 9	
3 0	
3 1	
3 2	
3 3	
3 4	
3 5	
3 6	
3 7	
3 8	

Pattern 14

0 1	
0 2	
0 3	
0 4	
0 5	

Pattern 15

0 1	
0 2	
0 3	
0 4	
0 5	

Pattern 16

0 1	
0 2	
0 3	
0 4	
0 5	
0 6	
0 7	
0 8	

Pattern 17

0 1	
0 2	

Pattern 18

0 1	
0 2	

Pattern 19

0 1	
0 2	











Pattern 20

0 1	
0 2	
0 3	
0 4	
0 5	
0 6	
0 7	
0 8	
0 9	
1 0	
1 1	
1 2	
1 3	
1 4	
1 5	





























1 6	
1 7	
1 8	
1 9	
2 0	
2 1	
2 2	
2 3	
2 4	
2 5	
2 6	
2 7	
2 8	

Pattern 21

0 1	
0 2	
0 3	
0 4	
0 5	
0 6	
0 7	
0 8	
0 9	
1 0	
1 1	
1 2	
1 3	
1 4	
1 5	
1 6	
1 7	
1 8	
1 9	
2 0	
2 1	
2 2	
2 3	
2 4	
2 5	

2 6	
2 7	
2 8	
2 9	
3 0	
3 1	
3 2	
3 3	
3 4	
3 5	

Pattern 22

0 1	
0 2	
0 3	
0 4	
0 5	
0 6	
0 7	
0 8	
0 9	
1 0	
1 1	
1 2	
1 3	
1 4	
1 5	
1 6	
1 7	
1 8	
1 9	
2 0	
2 1	
2 2	
2 3	
2 4	
2 5	
2 6	
2 7	
2 8	

2 7	
2 8	
2 9	
3 0	
3 1	
3 2	
3 3	
3 4	
3 5	
3 6	
3 7	
3 8	
3 9	
4 0	

Pattern 24

0 1	
0 2	
0 3	
0 4	
0 5	
0 6	
0 7	
0 8	
0 9	
1 0	
1 1	
1 2	
1 3	
1 4	
1 5	
1 6	
1 7	
1 8	
1 9	
2 0	
2 1	
2 2	
2 3	
2 4	

2 5	
2 6	
2 7	
2 8	
2 9	
3 0	
3 1	
3 2	
3 3	
3 4	
3 5	
3 6	
3 7	
3 8	
3 9	
4 0	

Pattern 25

0 1	
0 2	
0 3	
0 4	
0 5	
0 6	
0 7	
0 8	
0 9	
1 0	
1 1	
1 2	
1 3	
1 4	
1 5	
1 6	
1 7	
1 8	
1 9	
2 0	
2 1	
2 2	

2 3	
2 4	
2 5	
2 6	
2 7	
2 8	
2 9	
3 0	
3 1	
3 2	
3 3	
3 4	
3 5	
3 6	
3 7	
3 8	
3 9	
4 0	

Pattern 26

0 1	
0 2	
0 3	
0 4	
0 5	
0 6	
0 7	
0 8	
0 9	
1 0	
1 1	
1 2	
1 3	
1 4	
1 5	
1 6	
1 7	
1 8	
1 9	
2 0	

Pattern 27















0 1	
0 2	
0 3	
0 4	
0 5	
0 6	
0 7	
0 8	
0 9	
1 0	
1 1	
1 2	
1 3	
1 4	
1 5	
1 6	
1 7	
1 8	
1 9	
2 0	
2 1	
2 2	
2 3	
2 4	
2 5	
2 6	
2 7	
2 8	
2 9	
3 0	
3 1	
3 2	
3 3	
3 4	
3 5	
3 6	
3 7	
3 8	

Pattern 28






















0 1	
0 2	
0 3	
0 4	
0 5	
0 6	
0 7	
0 8	
0 9	
1 0	
1 1	
1 2	
1 3	
1 4	
1 5	
1 6	
1 7	

Pattern 29

0 1	
0 2	
0 3	
0 4	
0 5	
0 6	
0 7	
0 8	
0 9	
1 0	
1 1	
1 2	
1 3	
1 4	
1 5	
1 6	
1 7	
1 8	

1 9	
2 0	
2 1	
2 2	
2 3	
2 4	
2 5	
2 6	
2 7	
2 8	
2 9	
3 0	
3 1	
3 2	

Pattern 30

0 1	
0 2	
0 3	
0 4	
0 5	
0 6	
0 7	
0 8	
0 9	
1 0	
1 1	
1 2	
1 3	
1 4	
1 5	
1 6	
1 7	
1 8	
1 9	
2 0	
2 1	

Pattern 32

0 1	
0 2	
0 3	

Pattern 33

0 1	
0 2	

Pattern 34

0 1	
0 2	

Pattern 35

0 1	
0 2	

Pattern 36

0 1	
0 2	
0 3	
0 4	
0 5	
0 6	
0 7	
0 8	
0 9	
1 0	
1 1	
1 2	
1 3	
1 4	
1 5	
1 6	

1 7	
1 8	
1 9	
2 0	

Pattern 37

0 1	
0 2	
0 3	
0 4	
0 5	
0 6	
0 7	
0 8	
0 9	
1 0	





















Pattern 38

0 1	
0 2	
0 3	
0 4	
0 5	





Pattern 39

0 1	
0 2	
0 3	
0 4	
0 5	
0 6	
0 7	
0 8	
0 9	
1 0	










Pattern 40










0 1	
0 2	
0 3	
0 4	
0 5	
0 6	
0 7	
0 8	
0 9	
1 0	
1 1	
1 2	
1 3	
1 4	
1 5	
1 6	
1 7	
1 8	
1 9	
2 0	

Pattern 41




















0 1	
0 2	
0 3	
0 4	

Pattern 42








0 1	
0 2	
0 3	
0 4	
0 5	
0 6	
0 7	
0 8	
0 9	

1 0	
1 1	
1 2	
1 3	
1 4	
1 5	
1 6	
1 7	
1 8	

Pattern 43







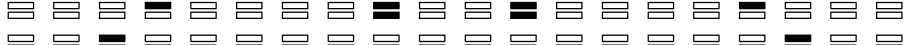
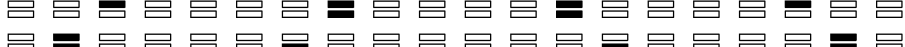
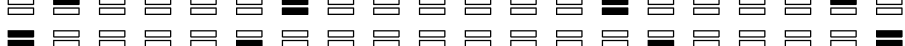
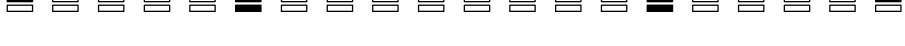
0 1	
0 2	
0 3	
0 4	
0 5	
0 6	
0 7	
0 8	
0 9	
1 0	
1 1	
1 2	
1 3	
1 4	
1 5	
1 6	
1 7	
1 8	
1 9	

Pattern 44











0 1	
0 2	
0 3	
0 4	
0 5	
0 6	
0 7	

0 8 

Pattern 45

0 1 
0 2 
0 3 
0 4 
0 5 
0 6 
0 7 
0 8 
0 9 
1 0 

Pattern 46

0 1 
0 2 
0 3 
0 4 
0 5 
0 6 
0 7 
0 8 
0 9 
1 0 

Pattern 47

0 1 

Pattern 48

0 1 

Pattern 49

0 1 



Pattern 50

0 1 

The barcode for Pattern 50 consists of 20 vertical bars of varying heights, arranged in a specific sequence to represent the number 50.