

Pattern Overview

impression FR10 Bar



Software Version V.24
Rev. 20201209



Document History

Revision Version	Notes
20201209	First Version

GLP® impression FR10 Bar Pattern Overview – Revision 20201209

This document covers fixture software version V. 24

© 2019 German Light Products GmbH. All rights reserved.

The marks 'GLP' and 'German Light Products' are trademarks registered as the property of German Light Products GmbH in Germany, in the United States of America and in other countries.

The information contained in this document is subject to change without notice. German Light Products GmbH and all affiliated companies disclaim liability for any injury, damage, direct or indirect loss, consequential or economic loss or any other loss occasioned by the use of, inability to use or reliance on the information contained in this document.

Manufacturer's head office:
German Light Products GmbH (GLP),
Industriestrasse 2, 76307 Karlsbad, Germany
Tel (Germany): +49 7248 92719 – 0

Service & Support EMEA:
GLP, Industriestrasse 2,
76307 Karlsbad, Germany
Tel. (Germany): +49 7248 9271955
Email: support@glp.de
www.glp.de

Service & Support USA:
GLP USA, 1145 Arroyo St., Ste. A,
91340 San Fernando, California
Tel (USA): +1 818 767 8899
Support (US): info@germanlightproducts.com
www.germanlightproducts.com

I. Dynamic Pattern Sequences – Introduction

The impression FR10 Bar can run dynamic patterns on the LED output intensity or on the zoom angle of individual cells. The patterns for output and zoom are identical, which means that it is possible to run an output and a zoom pattern in sync.

Each pattern is a sequence of multiple pattern steps which you can select step by step or which you can run continuously with variable speed and direction.

Pattern control is very similar to a gobo control in a spotlight:

- On the Pattern Select channel you can select the FX Pattern that you want to use (this is similar to selecting a gobo).
- On the Pattern Step/Speed channel you can either select a static pattern step from Step 01 to 20 by sending a DMX value from 000 to 127 (similar to control of gobo indexed angle), or you can set the pattern to run continuously and set its speed and direction by sending a DMX value from 128 to 255 (similar to control of gobo rotation).

On the Pattern Step/Speed channel, the DMX range from 000 to 127 is divided into 20 sub-ranges. If a pattern only has 10 static pattern steps, you can select only Pattern Step 0 to 10 using the first ten sub-ranges. The other sub-ranges are not used and do not call up a pattern step.

A pattern has active and inactive cells:

Active cells have full output intensity and/or narrow zoom angle.

- The light output of the active pattern cell is at 100%. Light from the lower layer is overwritten by the pattern output in true color (colors will not be mixed).
- The individual zoom angle of the cell is set to narrow.

Inactive cells are transparent. They let the background shine through and/or they have wide zoom angle.

- The light output of the inactive pattern cell is “transparent”. Light from the lower layer shines through.
- The individual zoom angle of the cell is set to wide.

II. Dynamic Pattern Sequences – Pattern Overview

Pattern 00

0 1 ● ● ● ● ● ● ● ● ● ●

Pattern 01

0 1	●	○	○	○	○	○	○	○	○	○
0 2	○	●	○	○	○	○	○	○	○	○
0 3	○	○	●	○	○	○	○	○	○	○
0 4	○	○	○	●	○	○	○	○	○	○
0 5	○	○	○	○	●	○	○	○	○	○
0 6	○	○	○	○	○	●	○	○	○	○
0 7	○	○	○	○	○	○	●	○	○	○
0 8	○	○	○	○	○	○	○	●	○	○
0 9	○	○	○	○	○	○	○	○	●	○
1 0	○	○	○	○	○	○	○	○	○	●

Pattern 02

0 1	●	●	○	○	○	○	○	○	○	○
0 2	○	●	●	○	○	○	○	○	○	○
0 3	○	○	●	●	○	○	○	○	○	○
0 4	○	○	○	●	●	○	○	○	○	○
0 5	○	○	○	○	●	●	○	○	○	○
0 6	○	○	○	○	○	●	●	○	○	○
0 7	○	○	○	○	○	○	●	●	○	○
0 8	○	○	○	○	○	○	○	●	●	○
0 9	○	○	○	○	○	○	○	○	●	●
1 0	●	○	○	○	○	○	○	○	○	●

Pattern 03

0 1	●	●	●	○	○	○	○	○	○	○
0 2	○	●	●	●	○	○	○	○	○	○
0 3	○	○	●	●	●	○	○	○	○	○
0 4	○	○	○	●	●	●	○	○	○	○
0 5	○	○	○	○	●	●	●	○	○	○
0 6	○	○	○	○	○	●	●	●	○	○
0 7	○	○	○	○	○	○	●	●	●	○
0 8	○	○	○	○	○	○	○	●	●	●
0 9	●	○	○	○	○	○	○	○	○	●
1 0	●	●	○	○	○	○	○	○	○	●


Pattern 04

0 1	●	●	●	●	○	○	○	○	○	○
0 2	○	●	●	●	●	○	○	○	○	○
0 3	○	○	●	●	●	●	○	○	○	○
0 4	○	○	○	●	●	●	●	○	○	○
0 5	○	○	○	○	●	●	●	●	○	○
0 6	○	○	○	○	○	●	●	●	●	○
0 7	○	○	○	○	○	○	●	●	●	●
0 8	●	○	○	○	○	○	○	●	●	●
0 9	●	●	○	○	○	○	○	○	○	●
1 0	●	●	●	○	○	○	○	○	○	●


Pattern 05

0 1	●	●	●	●	●	○	○	○	○	○
0 2	○	●	●	●	●	○	○	○	○	○
0 3	○	○	●	●	●	●	○	○	○	○
0 4	○	○	○	●	●	●	●	○	○	○
0 5	○	○	○	○	●	●	●	●	○	○
0 6	○	○	○	○	○	●	●	●	●	○
0 7	●	○	○	○	○	○	○	●	●	●
0 8	●	●	○	○	○	○	○	○	●	●
0 9	●	●	●	○	○	○	○	○	○	●
1 0	●	●	●	●	○	○	○	○	○	●


Pattern 06




Pattern 09




Pattern 07




Pattern 10




Pattern 08




Pattern 11



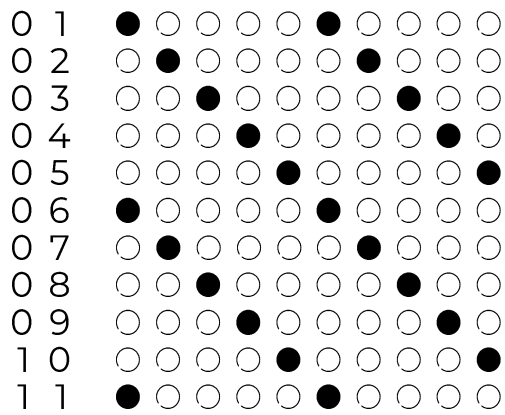
Pattern 12




Pattern 15




Pattern 13




Pattern 16




Pattern 14




Pattern 21




Pattern 25




Pattern 22




Pattern 26




Pattern 23




Pattern 27




Pattern 24




Pattern 28




Pattern 29




Pattern 30




Pattern 31




Pattern 32




Pattern 33




Pattern 34




Pattern 35




Pattern 36




Pattern 40




Pattern 37




Pattern 41




Pattern 38




Pattern 42



Pattern 39



Pattern 43



Pattern 44

0 1	○	○	●	○	○	○	○	○	○
0 2	○	●	●	●	○	○	●	●	○
0 3	●	●	●	●	●	●	●	●	●
0 4	○	○	○	○	○	○	○	○	○

Pattern 45

0 1	○	○	●	○	○	○	○	○	○
0 2	○	●	●	○	○	○	○	○	○
0 3	●	●	●	●	●	●	●	●	●
0 4	○	●	●	○	○	○	○	○	○
0 5	○	○	●	○	○	○	○	○	○
0 6	○	○	○	○	○	○	○	○	○

Pattern 46

0 1	●	○	○	○	●	●	○	○	○	●
0 2	○	○	○	●	○	○	○	○	○	○
0 3	○	○	●	○	○	○	○	○	○	○
0 4	○	●	○	○	○	○	○	○	○	○
0 5	●	○	○	○	●	●	○	○	○	○
0 6	○	○	○	●	○	○	○	○	○	○
0 7	○	○	●	○	○	○	○	○	○	○
0 8	○	●	○	○	○	○	○	○	○	○

Pattern 47

0 1	○	○	○	○	○	○	○	○	○	○
0 2	○	○	○	○	○	○	○	○	○	○
0 3	○	○	○	○	○	○	○	○	○	○
0 4	○	○	○	○	○	○	○	○	○	○
0 5	○	○	○	○	○	○	○	○	○	○
0 6	○	○	○	○	○	○	○	○	○	○
0 7	○	○	○	○	○	○	○	○	○	○
0 8	○	○	○	○	○	○	○	○	○	○
0 9	○	○	○	○	○	○	○	○	○	○
1 0	○	○	○	○	○	○	○	○	○	○
1 1	○	○	○	○	○	○	○	○	○	○
1 2	○	○	○	○	○	○	○	○	○	○
1 3	○	○	○	○	○	○	○	○	○	○
1 4	○	○	○	○	○	○	○	○	○	○
1 5	○	○	○	○	○	○	○	○	○	○
1 6	○	○	○	○	○	○	○	○	○	○
1 7	○	○	○	○	○	○	○	○	○	○
1 8	○	○	○	○	○	○	○	○	○	○
1 9	○	○	○	○	○	○	○	○	○	○
2 0	○	○	○	○	○	○	○	○	○	○

Pattern 48

0 1	○	○	○	○	○	○	○	○	○	○
0 2	○	○	○	○	○	○	○	○	○	○
0 3	○	○	○	○	○	○	○	○	○	○
0 4	○	○	○	○	○	○	○	○	○	○
0 5	○	○	○	○	○	○	○	○	○	○
0 6	○	○	○	○	○	○	○	○	○	○
0 7	○	○	○	○	○	○	○	○	○	○
0 8	○	○	○	○	○	○	○	○	○	○
0 9	○	○	○	○	○	○	○	○	○	○
1 0	○	○	○	○	○	○	○	○	○	○
1 1	○	○	○	○	○	○	○	○	○	○
1 2	○	○	○	○	○	○	○	○	○	○
1 3	○	○	○	○	○	○	○	○	○	○
1 4	○	○	○	○	○	○	○	○	○	○
1 5	○	○	○	○	○	○	○	○	○	○
1 6	○	○	○	○	○	○	○	○	○	○
1 7	○	○	○	○	○	○	○	○	○	○
1 8	○	○	○	○	○	○	○	○	○	○
1 9	○	○	○	○	○	○	○	○	○	○
2 0	○	○	○	○	○	○	○	○	○	○

Pattern 49

0 1 ○ ○ ○ ○ ○ ○ ○ ○ ○ ○

Pattern 50

0 1 ○ ○ ○ ○ ○ ○ ○ ○ ○ ○